



سكايلاين للسيارات
SKYLINE AUTOMOTIVE



VENUE





The game changer.

VENUE steps up its game with a new 1.0 Kappa T-GDi turbocharged powertrain and advanced safety specifications to deliver game-changing dynamic performance and occupant protection. VENUE offers more of everything you want and need in a subcompact crossover.





Front design



Side design



Rear design

Smart design.

VENUE adopts smart design principles that magically transform the interior. With its clean, simplified lines, and two-tone interior color scheme, the cabin space feels surprisingly spacious. High-tech details abound such as the Supervision cluster, HD center display, and advanced connectivity features that provide the crowning touch.



Supervision cluster

Goodbye analog, hello digital! This all-digital instrument cluster is actually a High-Definition Liquid Crystal Display and it presents a wide variety of driving information in crisp and colorful detail.



Power tilt-and-slide sunroof

On those beautiful days, you can slide open the power-operated sunroof to experience the joys of open-air driving. A sliding sunshade is included to protect you against the sun.



8" Display

With its icons and touchscreen interface, this HD display functions like your favorite tablet. It features Bluetooth connectivity to pair with your smartphone so you can access your go-to apps at the touch of a finger.





60 : 40 Split-folding rear seats

VENUE's split-folding rear seats add an extra measure of versatility. They're really handy when you have to transport skis, a bicycle or a small piece of furniture.

Rear package tray

The package tray does double duty by serving as a storage shelf while discretely concealing the luggage space. As an added bonus, it's easily removable.

Power when you need it.

Step on the gas pedal, and VENUE's turbocharged Kappa engine serves up all the power you need for quick, effortless take-off. And it comes with the added benefit of outstanding fuel economy. At the touch of a button, you can choose from Normal, Sport or Eco settings with the Drive Mode.

Kappa 1.0 T-GDi engine

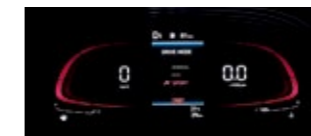
120	Maximum Power PS/6,000 rpm	17.5	Maximum Torque PS/1,500-4,000 rpm
-----	-------------------------------	------	--------------------------------------



Normal mode



Eco mode



Sport mode



Drive Mode selector

With Drive Mode, you'll enjoy a more engaging driving experience tailored to your own personal preference. The Sport setting lengthens the time intervals between gear shifts to deliver sprightly acceleration. Select Eco mode for shorter intervals between gear shifts to help save fuel.



7-speed Dual Clutch Automatic Transmission

The new DCT employs two clutches so there is no waiting for the next gear to engage: Gear-to-gear shifts are nearly instantaneous for improved torque transfer. DCT gives you the best of both worlds: the convenience of an automatic gearbox and the dynamic performance of a manual transmission.

Safer than ever.

Check out the advanced safety features VENUE offers. You'll be driving with complete peace of mind knowing you and your loved ones are very well protected.



2-Airbag System (Driver and Passenger)

The driver and front passenger are protected by a pair of front airbags to safeguard against head-on collisions.



Static Bending Lights

SBLs overcome the limitation of conventional headlights by lighting up side areas when going around a corner or curve at low speed. They are automatically activated by a turn of the steering wheel.



Rear view camera with guidelines

No need to twist your neck when parking. The colored guidelines on the screen help you align the vehicle to reduce the risk of nicks, and dents to your bumper.



Auto cruise control

Auto cruise control is great for highway cruising: It lets you take your foot off the gas pedal to relax your leg muscles. It automatically disengages with a light tap on the brake.



Tire Pressure Monitoring System

TPMS ends the guesswork about whether your tires are properly inflated. If the pressure drops below the correct setting, a warning icon will flash on the dashboard to alert you.

Features



15" steel rims with full-size covers

16" alloy wheels



Dark chrome grille



LED MFR headlamps & LED DRLs



Skid plate



Electric folding mirrors



Shark fin antenna



Chrome-coated door handles



Safety windows (Driver)



Roof racks



High-mounted stop lamp




LED rear combination lamp



Full auto air conditioning system



Ambient mood lamp



Child anchor system



Center rear armrest with cup holders



Rear air vent & USB charger (2port)

* Features and specifications vary by market. Please consult your local dealer.

Interior color



Black one-tone (Woven, Patch + Emboss)

Exterior colors



Specifications

Unit : mm



Overall Width 1,770



Overall Height (W/ Roof rack) 1,590 (1,617)

Overall Length 3,995
Wheel Base 2,500



Type	Kappa 1.0T-GDi	
Engine type	12-Valve DOHC	
Displacement (cc)	998	
Max. Power (PS / rpm)	120 / 6,000	
Max. Torque (kgf-m / rpm)	17.5 / 1,500~4,000	
Brakes		
Front	Ventilated disc type	
Rear	Drum brake type	
Suspension		
Front	MacPherson Strut	
Rear	Coupled Torsion Beam Axle (2WD)vv	
Tire		
	195/65R15, 215/60R16	
Dimensions		
Head room (mm)	1st row / 2nd row	1,005 / 985
Leg room (mm)	1st row / 2nd row	1,040 / 905
Shoulder room (mm)	1st row / 2nd row	1,370 / 1,365

- The above values are based on internal testing results and are subject to change after validation.
- Some of the equipment illustrated or described in this catalog may not be supplied as standard equipment and may be available at extra cost.
- Hyundai Motor Company reserves the right to change specifications and equipment without prior notice.
- The color plates shown may vary slightly from the actual colors due to the limitations of the printing process.
- Please consult your dealer for full information and availability on colors and trims.

Trim Comparisons

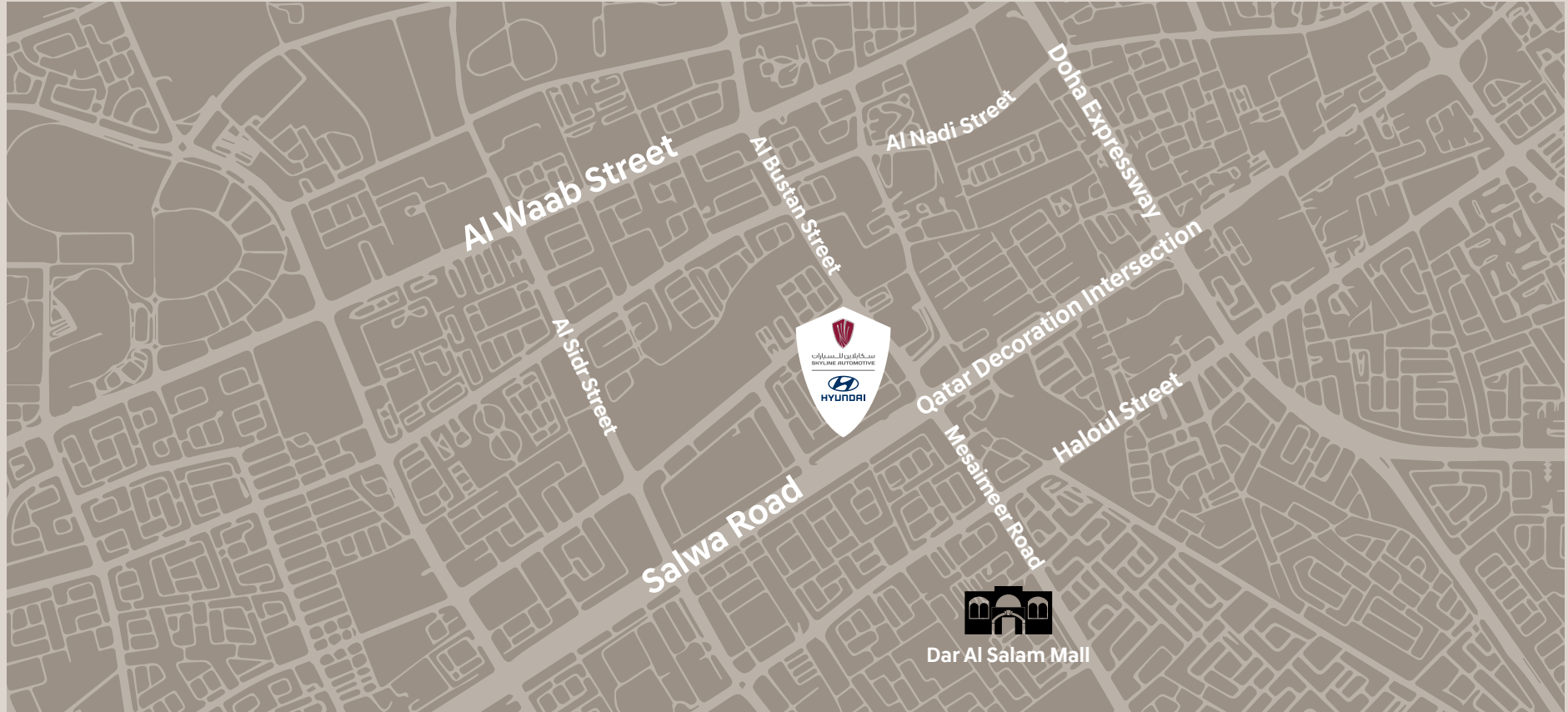
TRIM	STANDARD	HIGH
Exterior		
Push-Button Start/Smart key	-	•
Remote Engine Start	-	•
Halogen Headlamps	•	-
LED Headlamps	-	•
Parking Sensors	rear	rear
LED Fog lamp	-	-
Mirror Adjustment (driver & passenger)	Electric	Electric
Real Combination Lamp	Bulb	LED
Day Running Light	-	Dedicated LED
Sunroof	-	Dual tilt and sliding - Power (one touch safety)
Roof rack	Silver paint	Silver paint
Auto Lights	•	•
Camera	Rear View Monitor with parking guidance	Rear View Monitor with parking guidance
Radiator grill	Chrome Coating	Chrome Coating
Alloy wheels	16 inch	16 inch
Interior		
Drive mode select	•	•
Power Windows	•	•
Central Door Locking	•	•
Power Side Mirrors	•	•
Inside rear view mirror	Day and night	Day and night
Steering Audio Controls	•	•
Bluetooth w/ Voice Recognition	•	•
Super Vision Cluster	4.2 inch TFT LCD + Rheostat	4.2 inch TFT LCD + Rheostat
Audio & navigation	8 inch display	8 inch display
Speakers	6	6
Cruise Control	-	Conventional
Seats	Cloth	Cloth & Leather
Seats folding	"6:4 split folding down (2nd row)"	"6:4 split folding down (2nd row)"
Steering wheel and knob	3-spoke , poly urethane	3-spoke , leather
Apple Car Play / Android Auto	•	•
Front AC	Manual	Manual
Rear AC Duct	•	•
Safety		
Airbags	Depowered (driver and passenger)	Depowered (driver and passenger)
ABS	•	•
Hill Assist	•	•
ESP	•	•
Child Lock	Manual	Manual
Tire Pressure monitoring system	•	•



سكايلاين للسيارات
SKYLINE AUTOMOTIVE



SALWA SHOWROOM



Salwa Road Showroom from Qatar Decoration intersection

☎ 8000 231 📞 +974 7448 3502

📱 @hyundaimotorqatar

🌐 www.hyundai.com.qa