



سكايلاين للسيارات
SKYLINE AUTOMOTIVE



CRETA



Dare to be different.

Masculine and modern with a difference: That’s the CRETA style. CRETA’s jewel-like headlamps, its outsized grille and other bold details dare to be different and push the boundaries of design. From every angle, CRETA radiates supreme confidence and driving excitement, a feeling that intensifies when you push the start button.



Aero-sculpted front end with signature cascading grille



LED headlamps with LED DRLs
17” diamond-cut alloy wheels



LED rear combination lamps

Stay well connected.

Goodbye analog, hello digital: The optional 8” display audio comes with Apple CarPlay™ and Android Auto™ support and voice command capability. With Bluetooth pairing it mirrors your smartphone’s navigation app and will also let you stream audio.



8” display audio



Panoramic sunroof



60:40 split-folding rear seat



Powerful and efficient.

Powerful and responsive, CRETA's highly evolved powertrains make driving a pure joy. Gasoline engines feature weight saving all-aluminium construction for better fuel economy and they come with Dual Overhead Camshafts (DOHC) plus Dual Variable Valve Timing for improved performance.



Smartstream G1.5 gasoline
6-Speed MT / IVT

115 Maximum Power
ps/6,300 rpm
14.7 Maximum Torque
kgf-m/4,500 rpm



Traction Control Mode
By regulating slip control for the right/left wheels while adjusting engine torque and gear shift patterns, the new Traction Control Mode automatically fine tunes CRETA's front wheel drive system to adapt to difficult driving conditions. Optional.

- | | |
|------|--|
| SNOW | When the roads are icy and snow-covered, this setting ensures optimal traction to keep you moving safely and confidently. |
| MUD | When tires fail to grip because of mud, this setting automatically applies the correct amount of torque to the left and right wheels to reduce slippage. |
| SAND | Driving over sand poses special challenges but selecting the Sand setting minimizes wheel slip to keep you out of trouble. |

Big and small helpers.

In big and small ways, CRETA helps you drive safer. The first line of protection is provided by CRETA's body structure which is made with advanced ultra-high tensile-strength steel to give it exceptional crash resistance. Dual front airbags and an Anti-Locking Braking system are part of the standard safety equipment package but if you need more, the list of optional safety features is extensive.



6-airbag system (Driver, Passenger, Side & Curtain)
Standard front row protection includes a pair of depowered airbags but is upgradeable to include thorax protection (front only) and curtain airbags that shield first and second row occupants.

Hillstart Assist Control
When starting from a stop on a hill, HAC prevents the unintentional rollback that can occur after the brake pedal is released. Optional.



Rear Parking Sensors with Rear view camera
The camera lets you see everything when backing up and if you're too close, the distance sensors will trigger an alarm. Optional.



Rear disc brakes
Braking performance improves dramatically with 14" solid discs in the rear. Up front, 16" ventilated discs are standard.

Rear view camera with guidelines
Parking is a lot easier with this option: Colored lines on the rear view display help you align the vehicle with the target parking spot.

Features



16" steel covers



16" alloy wheels



17" alloy wheels



17" alloy wheels
(C Type)



Halogen projection headlamps



Cascading grille



Standard audio with 3.8" LCD



LED personal lamps (Panoramic sunroof only)



LED MFR headlamps & LED DRLs



Dark chrome grille (Turbo Only)



8" display audio



6:4-split rear seats with 2-stage recliner



Puddle lamps



Front fog lamps (MFR)



Electric Parking Brake with Auto Hold



Wireless smartphone charging system






LED rear combination lamps






Twin-tip exhaust (Turbo only)

Exterior colors

One-tone color



Two-tone color



Interior colors


Black / Gray two-tone interior



Brown / Beige two-tone interior



Black / Orange color pack interior



Specifications

Type	Smartstream G1.5 gasoline
Engine type	4 Cylinders, 16 Valves, MLA
Displacement (cc)	1,497
Max. Power (ps / rpm)	115 / 6,000
Max. Torque (kgf-m / rpm)	14.7 / 4,500
Brakes	
Front	16" DISC
Rear	9" Drum / 14" Disc
Suspension	
Front	MacPherson strut
Rear	Coupled Torsion Beam Axle
Tire	
	205/65 R16, 215/60 R17

Dimensions	
Head room (mm)	Front (w/Sunroof) / Rear (w/Sunroof)
Leg room (mm)	Front / Rear
Shoulder room (mm)	Front / Rear

- The above values are results from internal testing and are subject to change after validation.
- Some of the equipment illustrated or described in this catalog may not be supplied as standard equipment and may be available at extra cost.
- Hyundai Motor Company reserves the right to change specifications and equipment without prior notice.
- The color plates shown may vary slightly from the actual colors due to the limitations of the printing process.
- Please consult your dealer for full information and availability of colors and trims.



* Features and specifications vary by market. Please consult your local dealer.

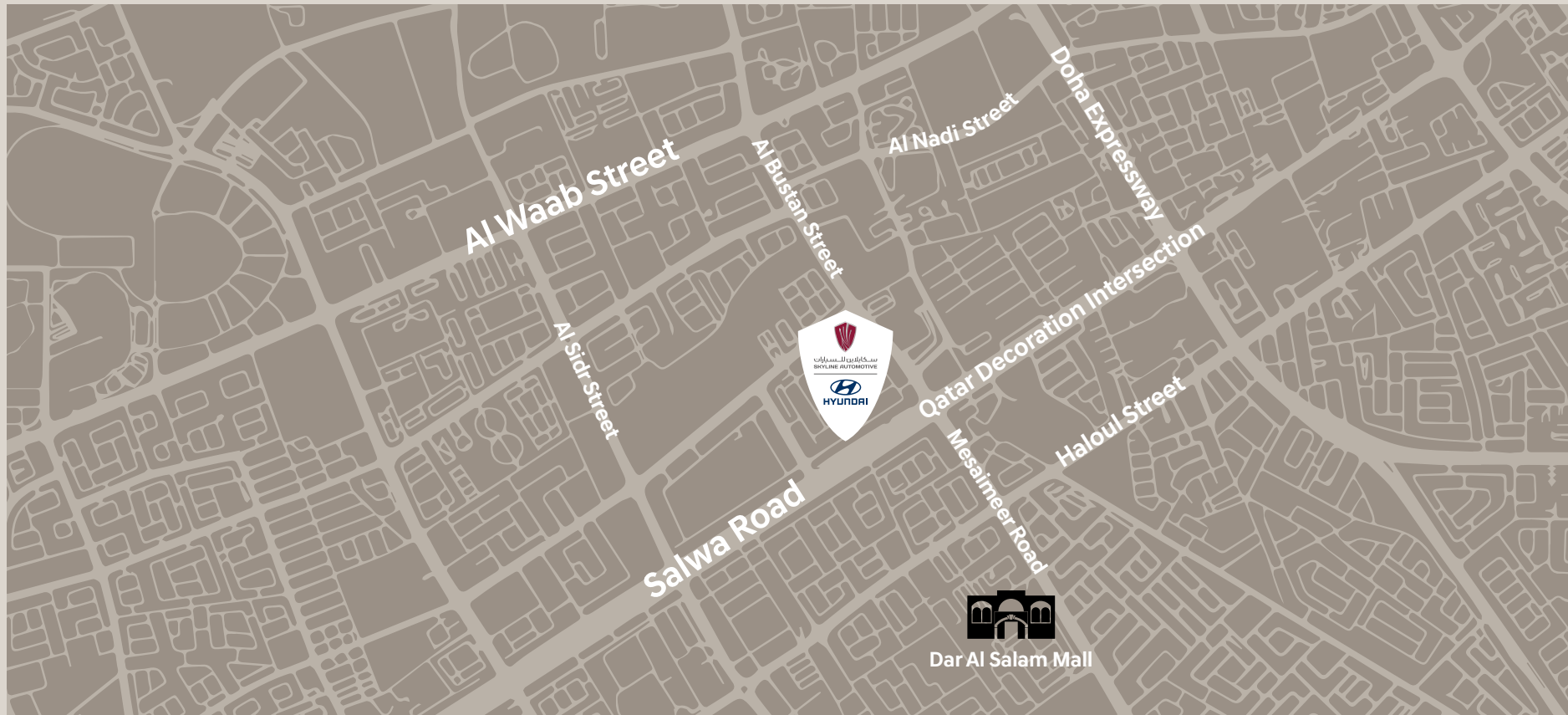
Unit : mm * Wheel tread • 16" Alloy wheel (Front / Rear) : 1,571.5 / 1,575.9



سكايلاين للسيارات
SKYLINE AUTOMOTIVE



SALWA SHOWROOM



Salwa Road Showroom from Qatar Decoration intersection

+974 3075 8058 8000 231

@hyundaimotorqatar

www.hyundai.com.qa