



سكايلاين للسيارات
SKYLINE AUTOMOTIVE



PALISADE



The bold new look.

The bold, premium look of the new PALISADE commands immediate attention wherever your travels take you. It's a unique look that inspires confident driving and your confidence is well placed: PALISADE's advanced safety features keep you and your loved ones free from danger. PALISADE's spacious cabin, flexible seating, and advanced connectivity features make it the perfect getaway vehicle for families.





Premium presence.

Born to rule as Hyundai's flagship SUV, PALISADE shows all the traits of a leader. Both muscular and elegant, it projects a powerful presence with premium qualities that get noticed. Wherever you're headed, the PALISADE will take you there in style.



Design

From any angle, PALISADE projects the look of authority. From the bold grille to the futuristic design of the alloy wheels, every detail conveys a premium look and feel. The uniquely configured Daytime Running Lights add extra emphasis to the wide, stable stance. For stylistic unity and harmony, rear combination lamps mirror the design of the front LEDs.



Full LED headlamps / Dark chrome radiator grille



20" Alloy wheels



LED rear combination lamps

Convenience

The center of attention is the 12.3-inch supervision full digital cluster that presents graphics and text in crisp, colorful detail. Another 12.3-inch display supports split-screen display so you can easily check your route and direction, see music/radio information, and more all at once. The display pairs effortlessly with your smartphone to provide access to your favorite apps while on the road.



12.3" display



Head-Up Display (HUD)



12.3" Supervision full digital cluster



Next level technology.

The PALISADE will always have you looking forward to your drive. Its powerful powertrain delivers quiet, nimble performance that make it a delight to drive. And you'll be driving with complete peace of mind knowing that PALISADE is equipped with advanced safety systems that protect you against the unexpected.

Safety


PALISADE's ADAS (Advanced Driver Assistance System) has been augmented with new and more powerful features to keep you and your loved ones safe. The multi-collision brake system lowers the vehicle speed to prevent further crashes after an initial accident while the Rear Occupant Alert system ensures that the little ones in your family will arrive safely at their destination. Guide lamps light up to warn pedestrians when backing up in the dark.



Blind-Spot View Monitor (BVM)



Surround View Monitor (SVM)




Back-up guide lamps



Rear Occupant Alert (ROA)
Multi-Collision Brake (MCB) System



7 Airbag system (airbags for front seats, front side airbags, driver's knee airbags, and rollover-resistant curtain airbags)



Hyundai SmartSense



Forward Collision-Avoidance Assist (FCA, Junction Turning)

While driving if there is a risk of collision with an oncoming vehicle while turning left at an intersection, it automatically assists with emergency braking.



Forward Collision-Avoidance Assist (FCA)

If the preceding vehicle suddenly slows down, or if a forward collision risk is detected, such as a stopped vehicle, a pedestrian or a cyclist in front, it provides a warning. After the warning, if the risk of collision increases, it automatically assists with emergency braking.

Blind Spot Collision Warning (BCW)

When operating the turn signal switch to change lanes, if there is a risk of collision with a rear side vehicle, it provides a warning. If exiting a parallel parking spot and there is a risk of collision with a rear side vehicle, it automatically assists with emergency braking.



Safe Exit Assist (SEA)

When the occupant opens the door to exit the vehicle after a stop, if an approaching vehicle from the rear side is detected, it provides a warning. It also helps keep the rear door closed through operation of the electronic child lock.



Lane Following Assist (LFA)

Lane Following Assist helps center the vehicle in the lane.

Parking Distance Warning (PDW)

Parking Distance Warning warns against collisions with objects around the vehicle at low speeds.

Performance

When you put your foot down to execute a passing maneuver, you can count on PALISADE to deliver all the power you need. PALISADE's gasoline and diesel engines are mated to a revised 8-speed automatic transmission that features new friction reduction technologies for smoother, quieter shifting and better fuel efficiency. The same gearbox is applied to the diesel engine. HTRAC, Hyundai's all-wheel drive system, is equipped with a multi-terrain controller that improves off-road escape performance.

R2.2 VGT Diesel Engine

193^(EU2/EU3) Maximum Power
200^(EU4/EU5) PS/3,800 rpm

45.0 Maximum Torque
kgf-m/1,750-2,750 rpm

3.5 MPI Gasoline Engine

277 Maximum Power
PS/6,300 rpm

34.2 Maximum Torque
kgf-m/5,000 rpm

3.8 GDi Gasoline Engine

295 Maximum Power
PS/6,000 rpm

36.2 Maximum Torque
kgf-m/5,200 rpm

* Features and specifications may vary by market. Please consult your local dealer.



HTRAC HTRAC All-Wheel Drive & Multi Terrain Control



8-speed shift-by-wire automatic transmission





Family values.

Family time is precious. PALISADE helps you make the most of it with generous amounts of cabin space that will meet the needs of families, big and small. Extra versatility is built into the living space with flexible seating configurations and abundant storage spaces. Whatever the mix of adults, kids, and cargo, the family-friendly PALISADE is built to handle the job comfortably and efficiently.





Space


The cabin ambiance is luxurious with light, sporty touches that hint at PALISADE's exciting driving dynamics. The contoured seats offer excellent support for thigh and back muscles and will have you looking forward to long, relaxing drives. Thoughtfully laid out instrument controls promote safety by keeping hand-eye movements to a minimum.







Seat adjustment mechanisms are designed for one-touch convenience. The second-row seats slide forward at the press of a button, making entry and exit easier for third-row passengers.



Smart tailgate system



Smart one-touch walk-in (WALK-IN DEVICE(REAR))

Features



Dark chrome radiator grille



Full LED headlamps



Hidden lighting turn signal lamp



LED outside mirror repeaters



Puddle lamp



4.2" TFT LCD Supervision gauge cluster



Full auto air conditioning system



Three-zone, Independent-control, fully automatic air conditioning



USB charging ports



Ventilated & heated 1st & 2nd seats



Speed variable safety power windows



Dual sunroof



Rear fog lamps



Smart tailgate system



Full LED rear combination lamps



Wireless smartphone charger



Integrated Memory System



Leatherette door armrest



8-way power driver's seat with 2-way lumbar support



Infinity speakers



20" alloy wheel




20" alloy wheel


Interior colors



Cool Gray Two-tone Interior




Burgundy Color Package Interior




Black Mono-tone Interior



Navy + Warm Gray Color Package Interior



Exterior colors



Creamy White Pearl (WC9_3-coat) Shimmering Silver Metallic (R2T) Olivine Gray Metallic (X5R) Graphite Gray Metallic (P7V) Sierra Burgundy Pearl (W7B) Gaia Brown Pearl (D2S) Abyss Black Pearl (A2B) Moonlight Blue Pearl (UB7)

Specifications

| Type | 3.5 MPI Gasoline Engine | 3.8 GDi Gasoline Engine |
|---------------------------|--|---------------------------------|
| Engine type | V6 MPI | V6 GDi |
| Displacement (cc) | 3,470 | 3,778 |
| Max. Power (PS / rpm) | 277 / 6,300 | 295 / 6,000 |
| Max. Torque (kgf-m / rpm) | 34.2 / 5,000 | 36.2 / 5,200 |
| Brakes | | |
| General | FRT/RR DISC Type, Dual-Diagonal, Split-Circuit, Power-assisted Braking system with EBD | |
| Front / Rear | 18" Ventilated disc (2WD / AWD) / 17" Ventilated disc | |
| Suspension | | |
| Front | McPherson Strut Type | |
| Rear | Multi-Link Type | |
| Tire | | |
| | 245/60R18, 245/50R20 | |
| Dimensions | | |
| Head room (mm) | 1st row (w/Sunroof) / 2nd row (w/Sunroof) / 3rd row | 1,035 (997) / 1,019 (985) / 944 |
| Leg room (mm) | 1st row / 2nd row / 3rd row | 1,120 / 1,077 / 798 |
| Shoulder room (mm) | 1st row / 2nd row / 3rd row | 1,555 / 1,545 / 1,402 |

- The above values are results from internal testing and are subject to change after validation.
- Some of the equipment illustrated or described in this catalog may not be supplied as standard equipment and may be available at extra cost.
- Hyundai Motor Company reserves the right to change specifications and equipment without prior notice.
- The color plates shown may vary slightly from the actual colors due to the limitations of the printing process.
- Please consult your dealer for full information and availability on colors and trims.



Trim Comparisons

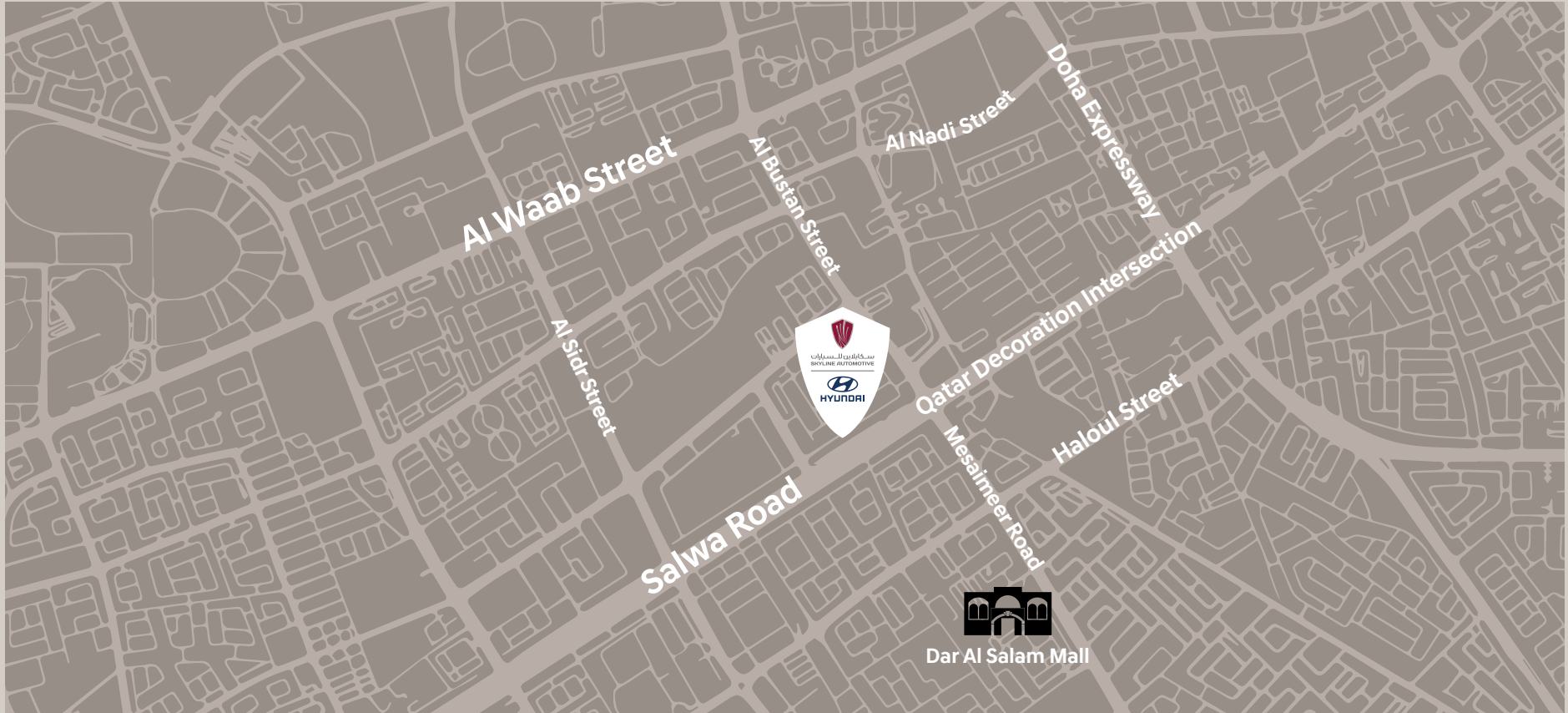
| TRIM | BUSINESS | PREMIUM | CALLIGRAPHY |
|--|---|---|--|
| Exterior | | | |
| Push-Button Start/Smart key | • | • | • |
| Dual LED Headlamps | Low and high projection | Low and high projection | Low and high projection |
| Parking Sensors | Front & rear | Front & rear | Front & rear |
| LED Fog lamp | Rear | Rear | Rear |
| Mirror Adjustment (driver & passenger) | Electric | Electric (heated) | Electric (heated) |
| Real Combination Lamp | Bulb | LED | LED |
| Day Running Light | Dedicated LED | Dedicated LED | Dedicated LED |
| Panoramic Sunroof | - | • | • |
| Roof rack | Silver paint | Silver paint | Silver paint |
| Auto Lights | • | • | • |
| Camera | Rear View Monitor with parking guidance | Surround view Monitor | Surround view Monitor |
| Radiator grill | Black and silver paint | Black and chrome coating | Glossy black and chrome coating |
| Alloy wheels | 20 inch | 20 inch | 20 inch Turbine Style |
| Remote Start Engine | • | • | • |
| Interior | | | |
| Drive mode select | With paddle shifter (lever type) | With paddle shifter (lever type) | With paddle shifter (lever type) |
| Power Windows | • | • | • |
| Central Door Locking | • | • | • |
| Power Side Mirrors | • | • | • |
| Inside rear view mirror | Day and night | Electronic Chromic Mirror | Electronic Chromic Mirror with Full Display |
| Steering Audio Controls | • | • | • |
| Bluetooth w/ Voice Recognition | • | • | • |
| Headp-up display | - | • | • |
| Audio & navigation | 12.3 inch LCD | 12.3 inch LCD | 12.3 inch LCD |
| Speakers | 6 Infinity Surround | 12 Infinity Surround | 12 Infinity Surround |
| Cruise Control | Conventional | Smart | Smart |
| Seats | Cloth | Nappa leather | Nappa leather |
| Seats adjustment (driver & passenger) | Electric with lumbar support (Driver), 2-way mechanical type (passenger) | Memory seat with lumbar support (Driver), Electric with lumbar support (Passenger) | Memory seat with lumbar support and cushion extension (Driver), Electric with lumbar support and cushion extension (Passenger) |
| Seats folding | "60:40 split folding down (2nd row) One touch flat folding handle (3rd row)" | "60:40 split folding down (2nd row) One touch flat folding handle (3rd row)" | "60:40 split folding down (2nd row) One touch flat folding handle (3rd row)" |
| Seats heating and ventilation | - | Heated 3-steps button (front), Heated (rear), Ventilated (front & rear) | Heated 3-steps button (front), Heated (rear), Ventilated (front & rear) with premium relaxation seat for driver and passenger |
| Apple Car Play / Android Auto | • | • | • |
| Front AC | Manual | Dual auto AC with Auto window defogger | Dual auto AC with Auto window defogger |
| Rear AC | Manual | Auto AC (single) | Auto AC (single) |
| Safety | | | |
| Window control (driver, passenger, rear) | Automatic with variable speed | Automatic with variable speed | Automatic with variable speed |
| Airbags | Depowered (driver and passenger), front thorax & pelvis, curtain | Depowered (driver and passenger), front thorax & pelvis, curtain, knee (driver) | Depowered (driver and passenger), front thorax & pelvis, curtain, knee (driver) |
| ABS | • | • | • |
| Hill Assist | • | • | • |
| ESP | • | • | • |
| Warning System | Blind-spot collision-avoidance assist | "Blind-spot collision-avoidance assist Foward collision-avoidance assist Lane Following Assist" | "Blind-spot collision-avoidance assist Foward collision-avoidance assist Lane Following Assist" |
| Remote Start Engine | - | • | • |
| Child Lock | Automatic | Automatic | Automatic |
| Electric Parking Brake with Auto Hold | • | • | • |
| Tire Pressure monitoring system | • | • | • |



سكايلاين للسيارات
SKYLINE AUTOMOTIVE



SALWA SHOWROOM



Salwa Road Showroom from Qatar Decoration intersection

☎ 8000 231 📞 +974 3075 8058

📱 @hyundaimotorqatar

www.hyundai.com.qa