



سكايلاين للسيارات  
SKYLINE AUTOMOTIVE



# SANTA FE







# Rediscovering happiness.

Every new detail in the new Santa Fe, both visible and hidden, is geared towards one goal: family. Rediscover your family's happiness with upscale designs that brighten up daily routines, interior spaces big enough to accommodate all types of lifestyles and advanced technology that keeps everyone safe at all times. Stay focused on your family's happiness. Santa Fe will do the rest.







# Making every day comfortable.

Santa Fe's interior isn't just bigger – it's filled with more thoughtfulness for the entire family. The high center console's soft and plush leather surface offers the comfort of an armchair the moment you sit down, while the neatly-aligned buttons allow hassle-free control of various functions. The state-of-the-art digital cluster and LCD screen are visually attractive to watch as they provide you with meticulous care while you drive.



\* Features and specifications vary by market. Please consult your local dealer.





# Smart technology used wisely.

Simply adding a lot of technology to a car won't make it safer. Rather, Santa Fe is designed to smartly minimize the dangers in our everyday driving environment to ensure safety. So the next time you feel at ease backing out of a tight space or parking in a tricky spot, just know that Santa Fe's got your back.

## Rear Cross-Traffic Collision-Avoidance Assist (RCCA)

This function warns the driver if a collision risk is detected from the left and right sides of the vehicle while reversing. If the risk increases even after the warning, RCCA helps to stop the vehicle.

## Remote Smart Parking Assist (RSPA)

This enables the driver to control the forward/backward functions remotely from outside the vehicle via the key fob. Drivers can control the vehicle from outside the vehicle via the key fob to move forwards or backwards to enter/exit a parking space.




## Surround View Monitor (SVM)

4 HD cameras mounted on the front, sides, and rear of the vehicle show the surroundings in real time.






# Features



LED Headlamps



Full LED Projection headlamp



Rear Combination Lamps



LED Rear Combination Lamps



LED Outside Mirror Repeaters



Head-Up Display (HUD)



Rear Occupant Alert



Driver Attention Warning (DAW)



4.2" TFT LCD Cluster



Full Auto Air Conditioning System



Radiator Grille



Safety Power Window



Beltline Molding



Side Garnish




Panorama Sunroof



8" Display



10.25" Display



Harman Kardon Speaker




Front Seat Warming & Cooling Air Ventilation




Rear Door Manual Curtain



17" Alloy Wheels



18" Alloy Wheels



19" Alloy Wheels

\* Features and specifications vary by market. Please consult your local dealer.



# Interior colors



Black One-tone Interior



Dark Beige Two-tone Interior




Cognac Two-tone Interior



Camel Two-tone Interior

# Exterior colors



White Cream (WW2)    Glacier White (W3A)    Typhoon Silver (T2X)    Magnetic Forest (M2F)    Phantom Black (NKA)    Lagoon Blue (UE3)    Rain Forest (R2F)    Taiga Brown (RN7)    Lava Orange (YR2)

# Specifications

Type		2.5 MPI Gasoline Engine	3.5 MPI Gasoline Engine	2.2 CRDi Diesel Engine
Engine type		In Line 4 - Cylinders	V type 4 - Cylinders	In Line 6 - Cylinders
Displacement (cc)		2,497	3,470	2,151
Max. Power (ps / rpm)		180 / 6,000	272 / 6,400	202 / 3,800
Max. Torque (kg·m / rpm)		23.7 / 4,000	33.8 / 5,000	45.0 / 1,750 ~ 2,750
Brakes				
Front		17" (Φ325x30t)		
Rear	with ABS	16" (Φ305x11t)		
Suspension				
Front		McPherson Strut Type		
Rear		Multi-Link Type		
Tire				
		235/65 R17, 235/60 R18, 235/55 R19		

Dimensions			
Head Room (mm)	1st row (w/Sunroof) / 2nd row (w/Sunroof) / 3rd row		1,016 (974) / 990 (958) / 917
Leg Room (mm)	1st row / 2nd row (5 Seats) / 3rd row		1,052 / 1,040 (1,060) / 746
Shoulder Room (mm)	1st row / 2nd row (w/Curtain) / 3rd row		1,500 / 1,480 (1,450) / 1,344


- The above values are results from internal testing and are subject to change after validation.
- Some of the equipment illustrated or described in this catalog may not be supplied as standard equipment and may be available at extra cost.
- Hyundai Motor Company reserves the right to change specifications and equipment without prior notice.
- The color plates shown may vary slightly from the actual colors due to the limitations of the printing process.
- Please consult your dealer for full information and availability on colors and trims.



Overall Width    1,900  
Wheel Tread    1,646



Overall Length    4,785  
Wheel Base    2,765



Overall Height  
(Including roof rack)  
  
1,685 (1,710)



Wheel Tread    1,656

Unit : mm

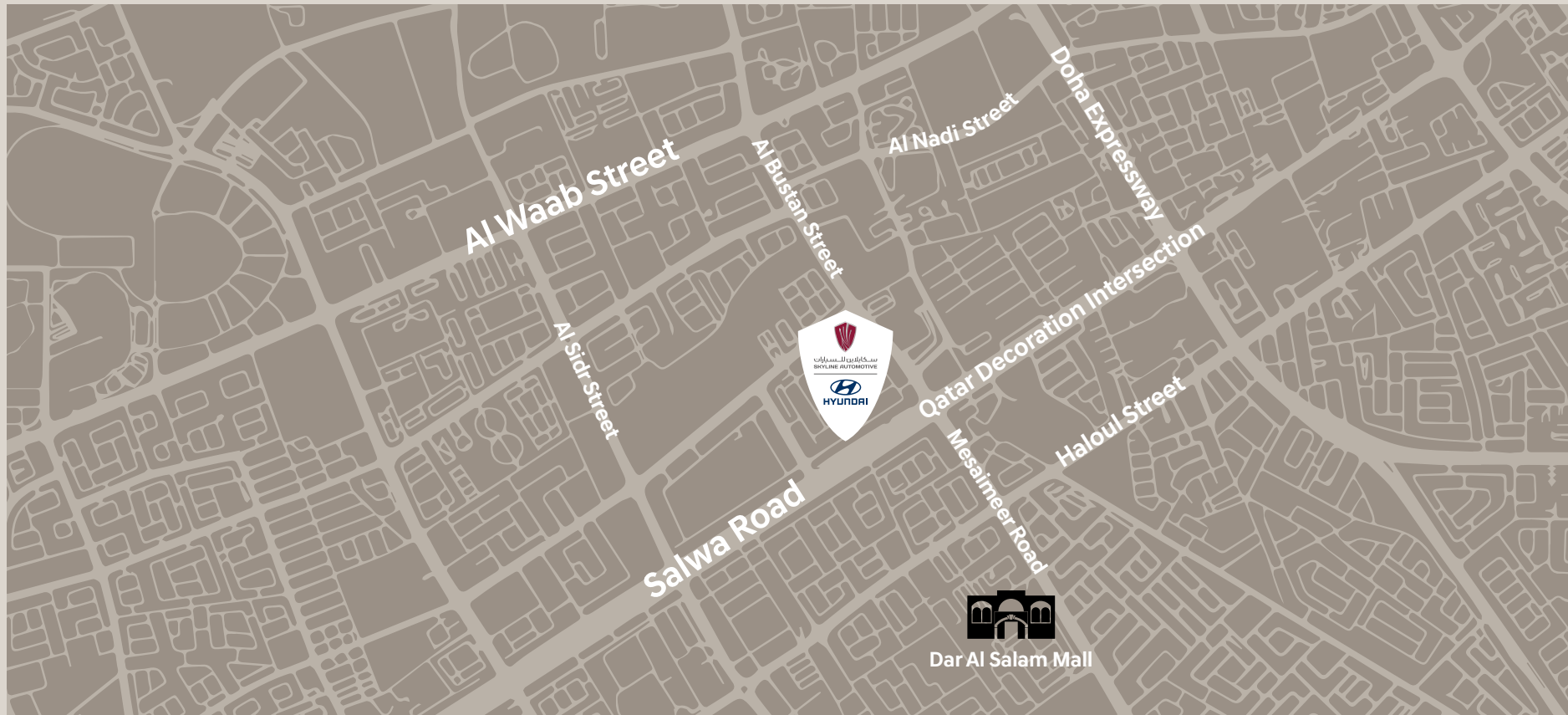
\* Features and specifications vary by market. Please consult your local dealer.



سكايلاين للسيارات  
SKYLINE AUTOMOTIVE



## SALWA SHOWROOM



Salwa Road Showroom from Qatar Decoration intersection

+974 3075 8058 8000 231

@hyundaimotorqatar

www.hyundai.com.qa