



سكايلاين للسيارات
SKYLINE AUTOMOTIVE



SONATA





Technology loves you.

And it makes perfect sense. The all-new Sonata is winning hearts and minds with its advanced technologies that actually care for your well-being. Its advanced driver assistance technologies work invisibly behind the scenes to liberate you from the worries and stress of driving and make you a smarter, better and safer driver.

From the exterior styling to the driving dynamics, Sonata projects sensuous sportiness which served as the guiding concept throughout Sonata's development. And because today's drivers want a smart, personalized experience, Sonata answers the call with a suite of connectivity and convenience features. Whatever your lifestyle, Sonata is the perfect fit that will open the door to a whole new world of driving freedom and pleasure.

Technology that inspires.

Sonata's high style does more than just spark the emotions. It delivers high rewards with innovative design features like the gradient hidden light technology, a sure conversation starter that adds to Sonata's mystique. Sonata's high-tech image is reinforced with LED rear combination lamps and available full-LED front lighting. For a statement that expresses high performance, Hyundai offers the optional 18-in alloy wheel package and premium Pirelli tires.



Radiator grille / LED daytime running lights (DRL) / LED Headlamps



18" Alloy wheels (Opt)
LED rear combination lamps (LED turn signal is optional, Standard is bulb)





A step closer to perfection.

Step into the new Sonata and discover that driving perfection is closer than ever. That should come as good news because nobody is perfect: Mistakes can happen but Sonata's advanced driver assistance technologies can identify trouble before you do and will even take corrective measures to help make you a safer, better driver. Every detail of the Sonata is truly new yet all of the key touchpoints feel so familiar and instinctive to use — for a feeling of total trust and confidence. The new Sonata: It really does bring you closer to driving perfection than ever before.



Rule the road.

Sonata flexes its muscle on command to keep you feeling confident and in charge in all driving situations. Whether cruising along the open highway or working through stop and go city traffic, there's a nimble yet dynamic quality that calms, relaxes and satisfies the driver. Steering is light yet precise and the ride is silky smooth. Premium appointments such as the head-up display and SuperVision gauge cluster further elevate driver awareness and safety.



Head-up display





A good connection.

Sonata is now equipped with Bluetooth as a standard feature enabling full connectivity wherever and whenever you please. Bluetooth device pairing is designed to be simple and intuitive so that you can enjoy hands-free smartphone operation while driving. For safer lane changes, the optional Blind Spot View Monitor alerts you to the presence of an unseen vehicle. Turn signal activation displays the BVM image on the 12.3-in center gauge cluster. The BVM's 50-degree field of view far surpasses the coverage of the outside mirror for safer, more confident driving.



Blind spot view monitor

My comfort zone.

Like an extension of your body, Sonata has a way of becoming a part of you. Its seats comfort and cradle you. All gauges, control knobs and pedals align perfectly with eyes, hands and feet for a sense of complete confidence and total control. The 8-in audio unit is compact but highly capable with a menu interface that is designed to be simple and intuitive to operate and providing you with quick and effortless access to all key functions while on the move.



8" LCD touch screen





Arrive relaxed.

Sonata takes equally good care of its passengers with seats that bolster and support the spine's natural S-curve so you can really feel the difference that good design makes. The relaxation comfort seat allows the front passenger to unwind by replicating the spinal support of a reclining chaise lounge to achieve a feeling of near weightlessness. This optional GLS features lowers the backrest while readjusting the tilt of the seat cushion at the press of a single button.



Premium relaxation seat (passenger)

Maximum engagement.

Step inside and discover an interior that engages and satisfies all the senses. The cabin is a visual feast projecting elegance, warmth and delivering a rich tactile experience. The dials of the Supervision cluster come to life with stunning clarity and show impressive depth: Numbers and batons are crisp and clean with the gauges scoring big points for their elegance and functional simplicity. And just as customers would expect, the AVN touchscreen replicates the user experience of a smartphone ensuring Sonata is perfectly in step with the digital times.



12.3 inch full LCD cluster / Integrated driving mode (Comfort / Smart / Eco / Sport)

The SuperVision cluster seamlessly integrates with the navigation unit to offer turn-by-turn navigation and an expanded array of information presented in clear, concise and colorful graphics. By automatic adjustment of the transmission shift schedule, the integrated driving mode offers the driver a choice of four types of drive settings to suit personal preferences each displayed in its own distinctive color.



Bluetooth multi-pairing

Sonata takes the next step in Bluetooth pairing by supporting dual devices. Now the driver can enjoy the use of the hands-free function, including optional voice recognition support while the second device is connected to the Sonata for streaming or mp3 file playback.



Wireless smartphone charging system

Lost or misplaced recharging cords? The cord is a thing of the past with the wireless smartphone charging system that ensures your phone will never go dead. The vehicle will even chime a gentle warning should the phone be accidentally left behind after exiting the vehicle.



Walk-In device

The walk-in device button extends front seat control functions to the rear seat passenger such as chauffeured executives who may want extra legroom. It's one of many interior details that demonstrate careful consideration for comfort and convenience.

Power with precision.

Sonata dials it up with a choice of two new and improved powertrains mated to a six-speed automatic gearbox. Gear selection is controlled by a new shift-by-wire selector that makes for safer, more precise and fool-proof gear changes and its smaller footprint clears up valuable space on the center console. This same push-button convenience is brought to the optional electronic parking brake which comes with auto-hold that allows the driver to remove his foot from the brake pedal during stops to relax the leg muscles while maintaining brake pressure.

2.0 MPi Gasoline Engine

152 Maximum Power
ps/6,200 rpm
19.6 Maximum Torque
kg-m/4,000 rpm

2.5 MPi Gasoline Engine

180 Maximum Power
ps/6,000 rpm
23.7 Maximum Torque
kg-m/4,000 rpm



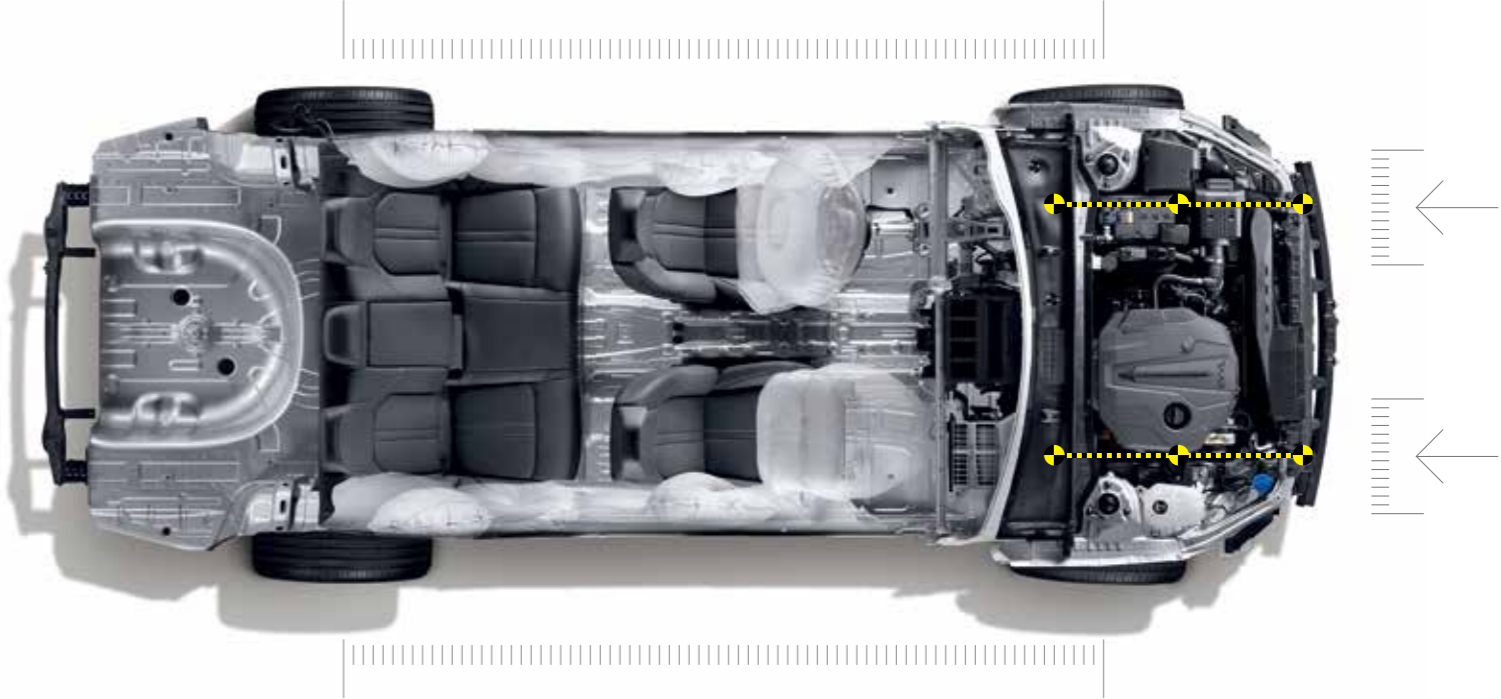
Shift-by-wire automatic transmission





Take every precaution.

Sonata leaps to the front of the race for a lighter, more rigid body structure by using more high-specification steel alloys than ever before. Not only is the body the stiffest ever, but it is 24kg lighter and quieter than previous generation models. That ensures Sonata meets and, in many cases, even exceeds the most stringent crash safety test standards in the world. Depowered front airbags are supplied as standard equipment but thoracic/pelvic airbags for the driver and front passenger are optional as are full-length side curtain airbags.



Multiple skeleton engine room structure
 Safety critical sub-structures, particularly the dash crossmembers and A-pillars are made with hot-stamped steel to attain the highest possible rigidity and better withstand crash impact forces. The novel design even protects cabin occupants against the dangers of secondary impacts—the collisions that can often take place after the initial collision

9 airbag system
 Driver and front passenger are protected by depowered-type airbags that minimize the risk of injury caused by airbag deployment. Optional protection from side impacts is offered in the form of curtain airbags which provide head protection and thoracic/pelvic airbags that protect the driver and front seat passenger.

It knows before you do.

A road mishap may not be on your radar but Hyundai SmartSense is always ready for the worst. SmartSense encompasses Hyundai's cutting-edge Advanced Driver Safety Assistance Systems. ADAS has your back, protecting you with features like Safe Exit Assist and the Surround View Monitor that are continuously on the lookout, working quietly behind the scenes scanning the road for signs of trouble. You may not be aware of that car in the blind spot, but Sonata's Blind Spot Collision Avoidance Assist is perfectly aware and will alert you to its presence. Sonata ADAS technology loves you and protects you like family.



Safe Exit Assist (SEA)

SEA blocks any attempt to disengage the child safety lock and prevents the rear door from opening when it is unsafe to do so. On detecting the presence of a rear seat passenger and the approach of a vehicle from the rear, SEA will also flash a pop-up message on the cluster and will issue an audible alarm, alerting the driver to the danger.



Blind-spot Collision Warning (BCW)

BCW provides visual and audible warnings when there is an object in a blind spot while changing lanes.



Surround View Monitor (SVM)

SVM uses the AV head unit to serve up a 360-degree birds eye view of the car and its surroundings. This optional system comes in quite handy when trying to fit the car into a tight parking spot.



Features



16" Steel wheel



16" Alloy wheel



17" Alloy wheel



18" Alloy wheel



Projection headlamps / Daytime running light (Bulb)



LED headlamps (MFR type) / Daytime running light (LED)



LED headlamps (Projection type) / Daytime running light (LED)



LED rear combination lamps
(Bulb turn signal_16" & 17" wheel / LED turn signal_18" wheel)



3.5" TFT LCD cluster



Manual air conditioning system



Full auto air conditioning system



Seat folding system (6:4 type)



Radiator grille



Black & Chrome coating radiator grille



LED high mount stop lamp



Outside door handle



Standard audio system



8" LCD touch screen



Driver's 10-way power seat



Manual rear door curtain



Interior colors



Black interior

Greige two-tone interior

Camel two-tone interior



Exterior colors



WC9 White cream R2T Shimmering silver Y2S Glowing silver NT2 Hampton gray T2G Nocturne gray XB2 Oxford blue NB9 Midnight black Y2E_3-coat Flame red W2B Glowing yellow

Specifications

Type	2.0 MPI Gasoline Engine	2.5 MPI Gasoline Engine
Engine type	DOHC with Dual CVVT	DOHC with Dual CVVT
Displacement (cc)	1,999	2,497
Max. Power (ps / rpm)	152 / 6,200	180 / 6,000
Max. Torque (kg-m / rpm)	19.6 / 4,000	23.7 / 4,000
Brakes		
Front		Ventilated disc, 1-pot caliper
Rear		Solid disc, 1-pot caliper
Suspension		
Front		MacPherson Strut Type
Rear		Multi-Link Type
Tire		205/65R16, 215/55R17, 235/45R18

Dimensions		
Head room (mm)	Front (w/Sunroof) / Rear (w/Sunroof)	1,015 (975) / 960 (950)
Leg room (mm)	Front / Rear	1,170 / 885
Shoulder room (mm)	Front / Rear	1,470 / 1,425

- The above values are results from internal testing and are subject to change after validation.
- Some of the equipment illustrated or described in this catalog may not be supplied as standard equipment and may be available at extra cost.
- Hyundai Motor Company reserves the right to change specifications and equipment without prior notice.
- The color plates shown may vary slightly from the actual colors due to the limitations of the printing process.
- Please consult your dealer for full information and availability on colors and trims.



Overall width 1,860
Wheel tread* 1,618



Wheel base 2,840
Overall length 4,900



Overall height 1,445



Wheel tread* 1,625

Unit : mm * Wheel tread • 16" Steel wheel (Front / Rear) : 1,633 / 1,640 • 16" Alloy wheel (Front / Rear) : 1,633 / 1,640 • 17" Alloy wheel (Front / Rear) : 1,623 / 1,630

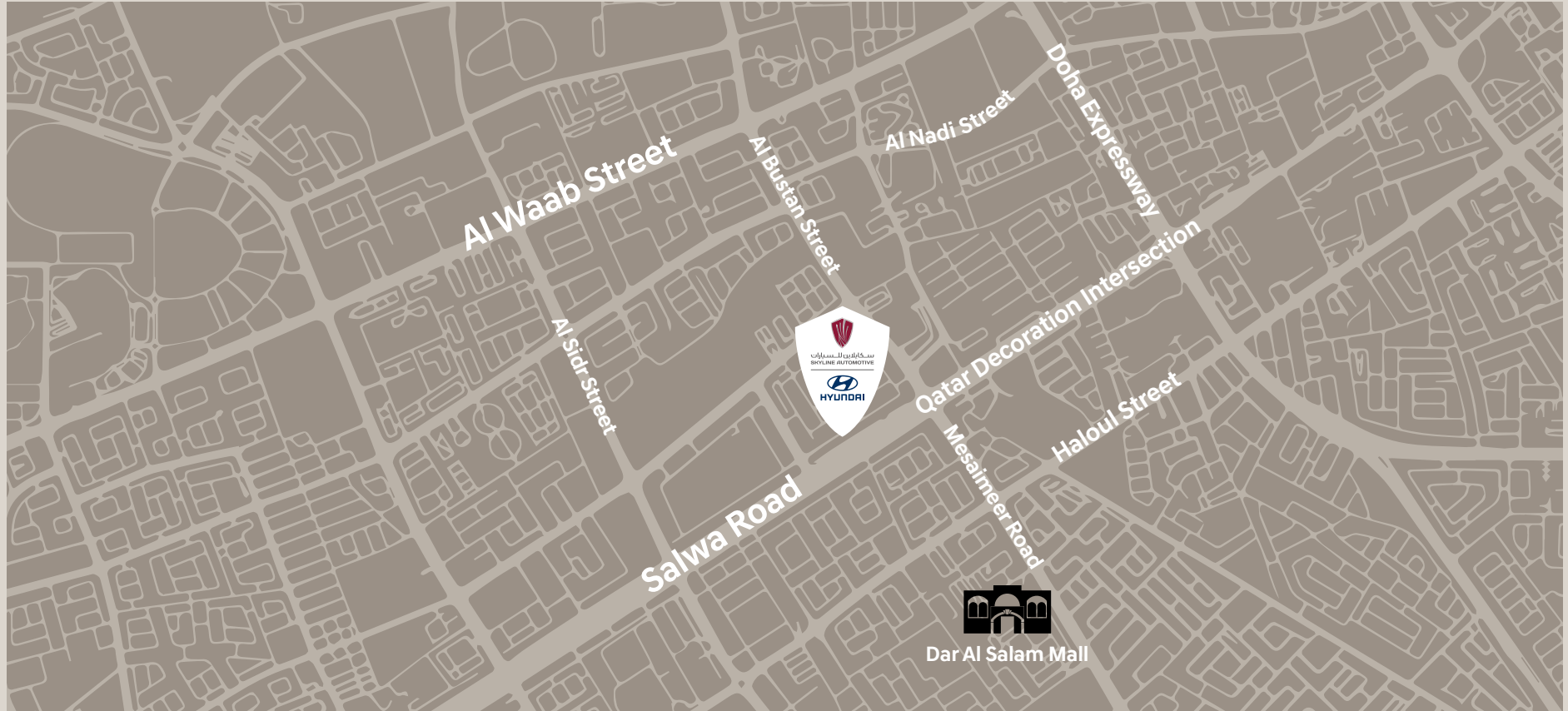




سكايلاين للسيارات
SKYLINE AUTOMOTIVE



SALWA SHOWROOM



Salwa Road Showroom from Qatar Decoration intersection

+974 3075 8058 8000 231

@hyundaimotorqatar

www.hyundai.com.qa