

# TUCSON



# Count the small wins.

Realizing that you are a canvas of endless potential, you are constantly challenging yourself to be better. It's time to discover the undiscovered. Start small, make a mess, but just keep going. Treasure every moment and experience, because each mark represents your growth.





## Partnering with small challengers.

Life is full of consequences. But with the right partner, there's nothing to fear. Tucson makes your everyday challenges easier and more enjoyable, no matter how big or small. Tucson's dynamic style and performance will provide the assurance and safety you need when expanding your boundaries.



# Exterior design that says you are here.

Make your presence known and don't be shy about it. The new Tucson's refreshed look immediately stands out from the crowd, from its redesigned headlamps and radiator grille to its dynamic-looking wheel designs, rear combination lamps and rear bumper.





The new Tucson's Full LED Headlamps with Positioning Lamps and Low Beam Assist-Static lights, together with LED Rear Combination Lamps with improved visibility, offer not only a new look, but better reliability and safety.



Full LED Headlamps



LED Rear Combination Lamps



# Thoughtful interior features that let you focus.

Once you've decided to make a change, go for it. The driver's seat in Tucson has a hassle-free line up of the most essential, cutting edge technologies that lets you stay focused on your mission. Tucson's roomy interior is also big enough to accommodate all the tools you need to achieve your wins.



Leather Garnish and other high-grade materials have been applied to the new Tucson's redesigned front panel, exuding a more modern and sophisticated look and feel, while the Floating-type 8" LCD Touch Screen makes information more intuitive and easily accessible.



Floating-type 8" LCD Touch Screen



Leather Garnish (Artificial Leather)



# Seek your adventure in ultimate comfort.

Tucson's 10-way adjustable driver's seat will provide all the comfort you need while you work hard and play even harder. Adjust your seat to any situation while enjoying Tucson's advanced convenience features such as Apple CarPlay and wireless charging for your smartphone. No matter how odd-shaped your latest challenge may be, Tucson can easily adapt with its diverse seat adjustment features and its large load space.

Smartphone Connectivity (Apple CarPlay, Android Auto)



Wireless Smartphone Charging System  
Driver's 10-way Power Seat



Including luggage screen



Rear seats folded 40%



Rear seats folded 60%



Rear seats folded







# Add fuel to passion. Then drive.

Tucson's gasoline and diesel engines are mated with high-performance transmissions for maximized fuel efficiency and durability. Tucson's responsive and powerful driving will give you the extra boost you need to complete your challenge.

1.6 T-GDi Gasoline Engine	2.0 MPI Gasoline Engine	2.0 CRDi Diesel Engine
177 Maximum Power ps/5,500 rpm	155 Maximum Power ps/6,200 rpm	185 Maximum Power ps/4,000 rpm
27.0 Maximum Torque kg-m/1,500-4,500 rpm	19.6 Maximum Torque kg-m/4,000 rpm	41.0 Maximum Torque kg-m/1,750-2,750 rpm
•7-speed Double Clutch Transmission •EU5	•6-speed Automatic Transmission •EU5	•8-speed Automatic Transmission •EU5



7-speed Double Clutch Transmission (DCT)



8-speed Auto Transmission

# Be as daring as you want - you're safe with Tucson.

The advanced driving technologies applied to the new Tucson are based on rigorous safety measures you can always rely on.



## HTRAC All-Wheel Drive

HTRAC is an electronic all-wheel drive system that automatically detects vehicle's speed and road conditions to control braking between the left and right wheels and apply active torque control between the front and rear axles, in order to ensure stability while driving and cornering on slippery roads.



## Drive Mode

A button on the center console conveniently offers a choice of 3 driving modes - Normal, Sport, and Eco - to match drivers' mood and driving conditions.

## 6-airbag System

A driver's airbag, passenger's airbag, 2-side airbags, and curtain airbags protect passengers in the event of a collision.



## Advanced High Strength Steel (AHSS)

By increasing use of Advanced High Strength Steel (AHSS) to 51% of the body and hot stamping the passenger compartment, Tucson offers greater sturdiness and safety. Straightened body connections and installation of load paths improve the vehicle's performance in collision tests, ensuring greater safety in real life situations.



# Hyundai SmartSense

With Hyundai SmartSense, our cutting-edge Advanced Driver Assistance Systems, the Tucson comes with the latest active safety technology – built to provide you with more safety and peace of mind.

## Smart Cruise Control with Stop & Go (SCC w / S&G)

This system will maintain the driver's pre-set speed and distance from the vehicle ahead without requiring the driver to use the accelerator or brake pedals.

\* Smart Cruise Control with Stop & Go may not be available in your country.

## Blind-Spot Collision Warning (BCW)

BCW provides visual and audible warnings when there is an object in a blind spot while changing lanes.




## Rear Cross-Traffic Collision Warning (RCCW)

RCCW helps to prevent collisions while backing out from perpendicular parking spaces by detecting and alerting the driver about cross-traffic vehicles passing the rear of the vehicle using side radars installed in the back.



## Low Beam Assist-Static (LBA-S)

Static cornering lights add extra visibility and safety during the twists and turns at nighttime driving.



## Parking Distance Warning (PDW)

Sensors in the front and rear bumpers detect and warn the driver about imminent obstacles for safe parking.



## Surround View Monitor (SVM)

A multi-camera system provides a 360-degree view around the vehicle to assist the driver in parking situations.

## Driver Attention Warning (DAW)

This system recognizes signs of driver's fatigue and issues an alert advising the driver to take a break.

\* Driver Attention Warning may not be available in your country.



# Features



17" Steel Wheels



17" Alloy Wheels



18" Alloy Wheels



19" Alloy Wheels



LED Daytime Running Lights (DRL)



LED Outside Mirror Repeaters & Puddle Lamps



Chrome-Coated Outdoor Handles



Safety Power Window (Driver's seat only)



Smart Tailgate System



Heated Steering Wheel



4.2" TFT LCD Super Vision Cluster



7" Display Audio System



5" Standard Audio System




Full Auto Air Conditioning System



Panorama Sunroof



Chrome-Coated Beltline Molding



Side Garnish



LED High-Mounted Stop Lamp



Dual Mufflers



Infinity Speaker



Electric Parking Brake (EPB)



Front Seat Warming & Cooling Air Ventilation



Reclining Rear Seats




Rear Console (USB Charger)


# Interior colors




Black One-tone



Gray Two-tone



Beige Two-tone



# Exterior colors



PKW Pure White    TW3 White Pearl    U5S Platinum Silver    Z5G Pepper Gray    R2U Aqua Blue    XB3 Dusk Blue    R5R Gemstone Red    M8N Sage Brown    TCM Phantom Black

# Specifications

Type	1.6 T-GDi Gasoline Engine	2.0 MPI Gasoline Engine	2.0 CRDi Diesel Engine
Engine type	4-Cylinders DOHC	4-Cylinders DOHC	4-Cylinders DOHC
Displacement (cc)	1,591	1,999	1,995
Max. Power (ps / rpm)	177 / 5,500 (EU5)	155 / 6,200 (EU5)	185 / 4,000 (EU5)
Max. Torque (kg-m / rpm)	27.0 / 1,500 ~ 4,500 (EU5)	19.6 / 4,000 (EU5)	41.0 / 1,750 ~ 2,750 (EU5)
<b>Brakes</b>			
Front	Φ305 Ventilated Disc, Floating-caliper Brakes with Pads Wear Warning Devices		
Rear	Φ302(2WD/4WD) Solid Disc, Floating-caliper Brake with Wear Warning Device and Φ190(2WD/4WD) High Torque Parking Brake		
<b>Suspension</b>			
Front	McPherson Strut Type		
Rear	Multi-Link Type		
Tire	225/60 R17, 225/55 R18, 245/45 R19		

Dimensions		
Head Room (mm)	Front (w/Sunroof) / Rear (w/Sunroof)	1,005 (963) / 995 (969)
Leg Room (mm)	Front (Max) / Rear	1,053 (1,129) / 970
Shoulder Room (mm)	Front / Rear	1,450 / 1,410

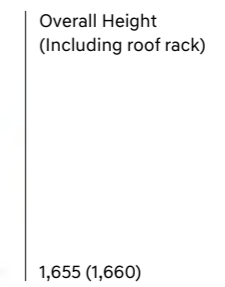
- The above values are results from internal testing and are subject to change after validation.
- Some of the equipment illustrated or described in this catalog may not be supplied as standard equipment and may be available at extra cost.
- Hyundai Motor Company reserves the right to change specifications and equipment without prior notice.
- The color plates shown may vary slightly from the actual colors due to the limitations of the printing process.
- Please consult your dealer for full information and availability on colors and trims.



Overall Width 1,850  
Wheel Tread\* 1,604



Overall Length 4,480  
Wheel Base 2,670



Overall Height (Including roof rack) 1,655 (1,660)



Wheel Tread\* 1,615

Unit : mm \* Wheel tread • 17" Steel Wheel, Alloy Wheel (Front/Rear) : 1,608/1,620 • 18" Alloy Wheel (Front/Rear) : 1,608/1,620 • 19" Alloy Wheel (Front/Rear) : 1,604/1,615

**Fear less, hope more.  
Start counting your  
small wins with Tucson.**



